

Scaled data based on original data using  
LM-79-08 Approved Method: Electrical and Photometric Measurements of Solid-  
State Lighting Products

Test Report Prepared for  
Cooper Lighting Solutions  
(formerly Eaton)

Brand: STREETWORKS

Report Number: P191568

Luminaire Tested: **GAN-AF-10-LED-U-T4W-800-ADJ**

Issue Date: 3/3/2020

**Test Information**

Test Method: LM-79-08  
Report Number: P191568  
TEST IS SCALED FROM IESNA LM-79-08 TEST DATA (P24147)  
Test Lab: INNOVATION CENTER P2  
Issue Date: 3/3/2020  
Manufacturer: COOPER LIGHTING SOLUTIONS (FORMERLY EATON)  
Product Line: STREETWORKS  
Catalog Number: GAN-AF-10-LED-U-T4W-800-ADJ  
Description: GALLEON AREA AND ROADWAY LUMINAIRE  
(10) 70 CRI, 4000K, 800mA LIGHTSQUARES WITH 16 LEDS EACH AND TYPE IV WIDE OPTICS  
Light Source: -  
Ballast/Driver: ELECTRONIC DRIVER

**Summary**

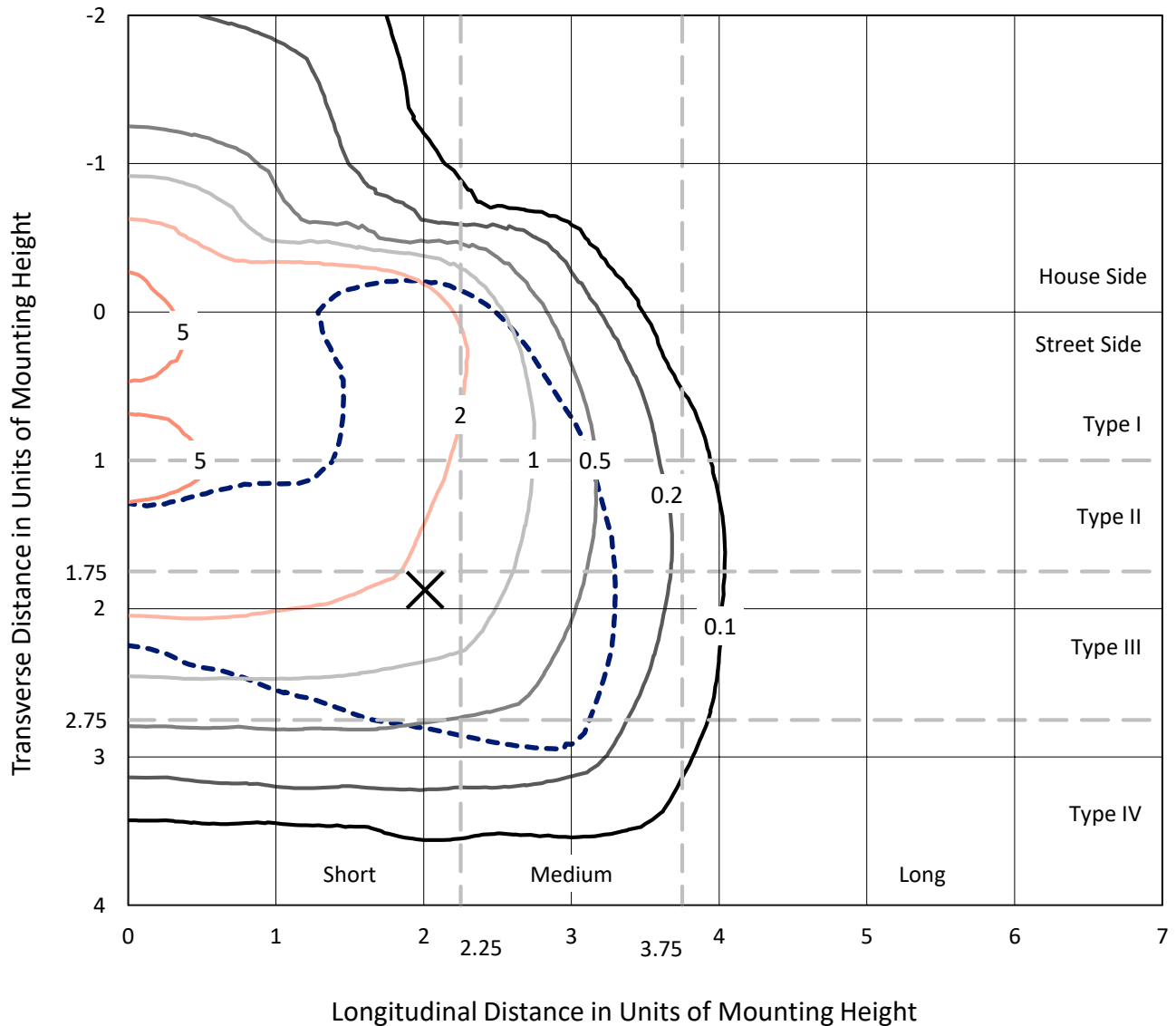
Lumens per Lamp: N/A  
Luminaire Lumens: 48353.9 lumens  
Efficiency: N/A  
Efficacy: 115.4 lumens/watt  
Luminous Opening: Rectangular (W 2.5' x L: 1' x H: 0')  
IES Classification: Type IV - Short - Semi-Cutoff  
BUG Rating: B4 - U0 - G5  
  
Input Watts (W): 419  
Input Voltage (V): NR  
Input Current (Ain): NR  
Voltage Rise (V): NR  
Power Factor: NR  
Total Harmonic Distortion (THDi): NR  
Frequency (hertz): 60  
Stabilization Time: NR  
Operation Time: NR  
Ambient Temperature (°C): NR  
Test Distance: 28.75 FT



REPORT NUMBER: P191568  
 CATALOG NUMBER: GAN-AF-10-LED-U-T4W-800-ADJ

### Iso-Footcandle Lines of Horizontal Illumination

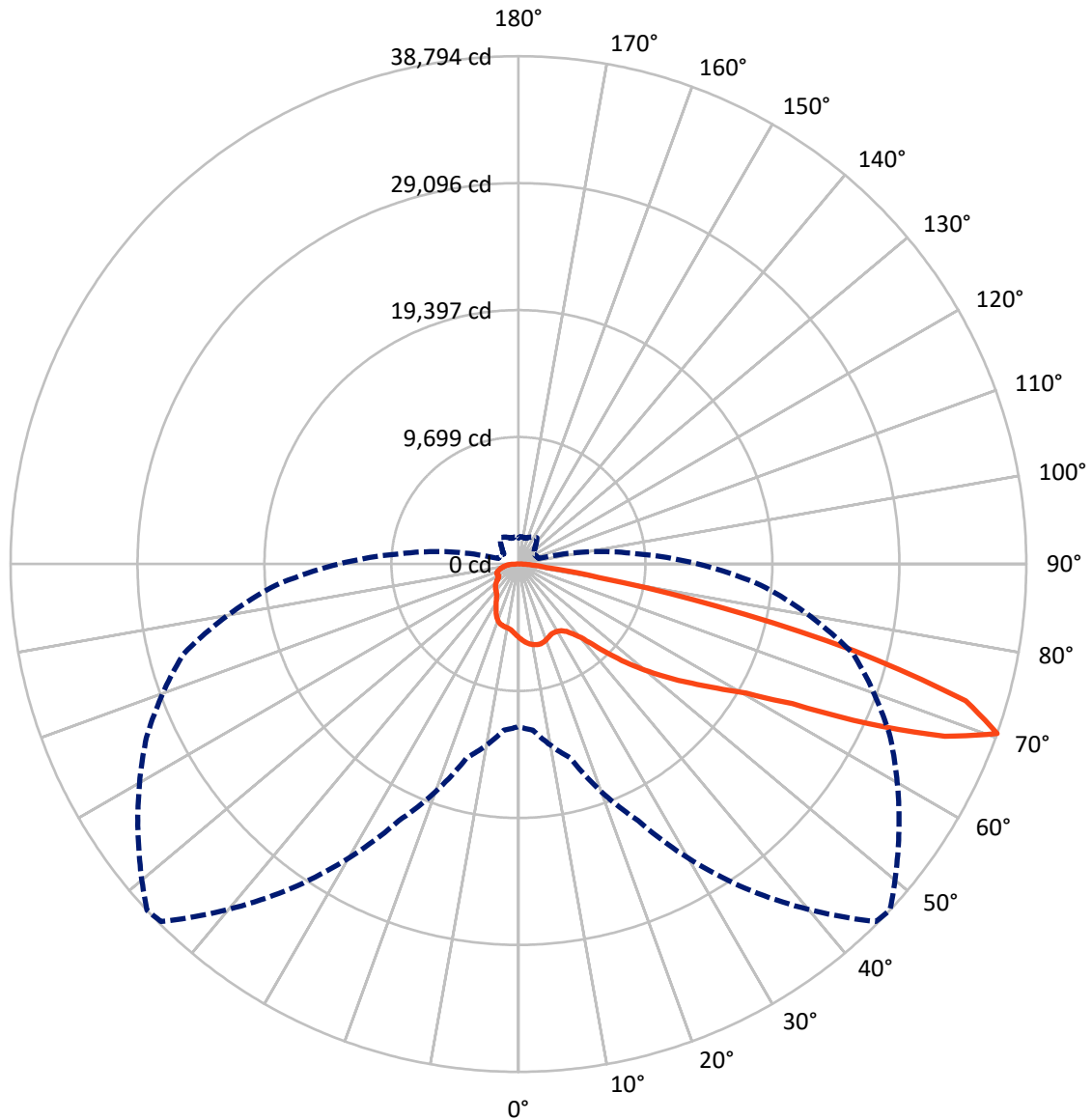
✕ Max cd  
 - - - 1/2 Max cd



Based on 30 foot mounting height. Maximum calculated value = 7.2 fc  
 Type IV - Short - Semi-Cutoff

REPORT NUMBER: P191568  
CATALOG NUMBER: GAN-AF-10-LED-U-T4W-800-ADJ

### Luminous Intensity Polar Plot



— Vertical Plane Through 47-Deg Lateral      - - - Horizontal Cone Through 70-Deg Vertical



REPORT NUMBER: P191568

CATALOG NUMBER: GAN-AF-10-LED-U-T4W-800-ADJ

**FLUX DISTRIBUTION:**

		Downward	Upward	Total
<b>House Side</b>	Lumens	10087.6	0.0	10087.6
	% Fixture	20.9	0.0	20.9
<b>Street Side</b>	Lumens	38266.3	0.0	38266.3
	% Fixture	79.1	0.0	79.1
<b>Total</b>	Lumens	48353.9	0.0	48353.9
	% Fixture	100.0	0.0	100.0

**ZONAL LUMENS:**

Zone	Lumens	% Fixture
0°-10°	537.6	1.1
10°-20°	1577.1	3.3
20°-30°	2329.0	4.8
30°-40°	3385.2	7.0
40°-50°	6092.1	12.6
50°-60°	10553.9	21.8
60°-70°	15063.5	31.2
70°-80°	7732.8	16.0
80°-90°	1082.6	2.2
90°-100°	0.0	0.0
100°-110°	0.0	0.0
110°-120°	0.0	0.0
120°-130°	0.0	0.0
130°-140°	0.0	0.0
140°-150°	0.0	0.0
150°-160°	0.0	0.0
160°-170°	0.0	0.0
170°-180°	0.0	0.0
0°-90°	48353.9	100.0
0°-180°	48353.9	100.0

**Coefficient of Utilization**



REPORT NUMBER: P191568

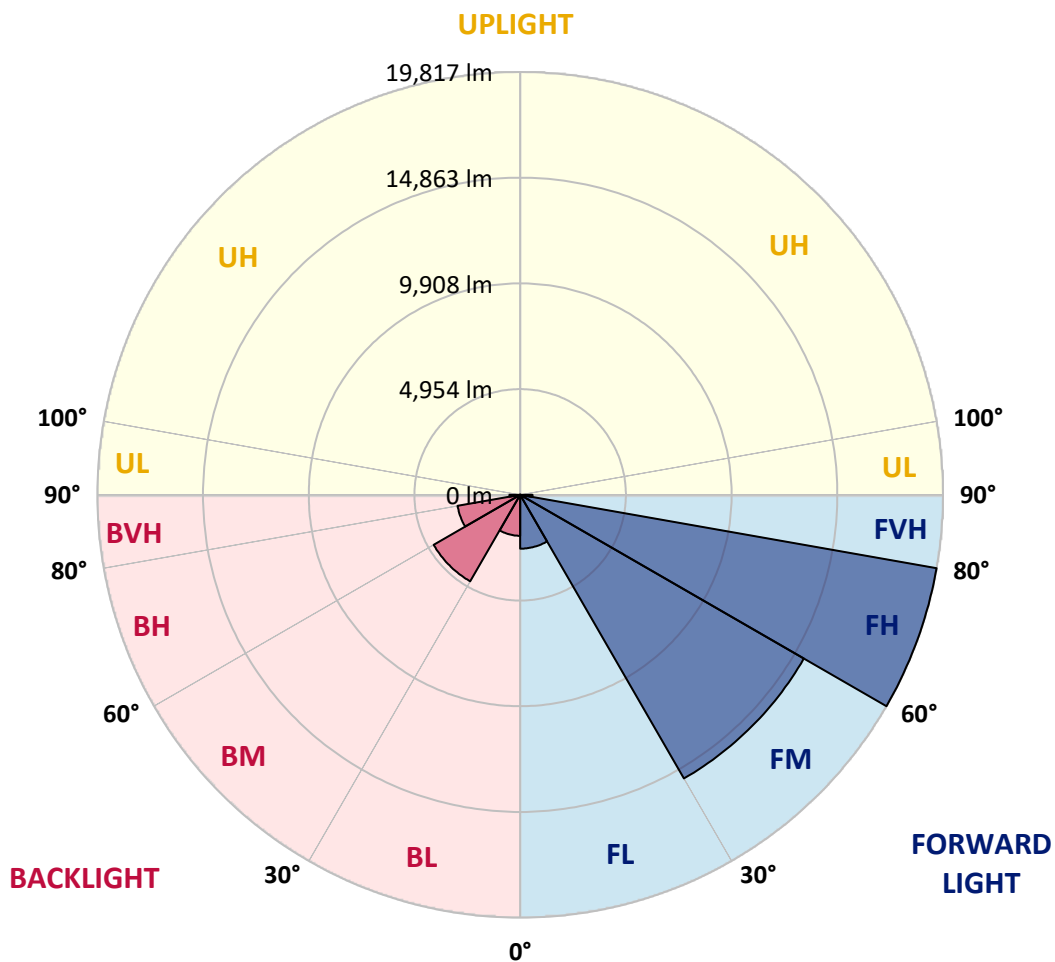
CATALOG NUMBER: GAN-AF-10-LED-U-T4W-800-ADJ

**LUMINAIRE CLASSIFICATION SYSTEM LUMEN TABLE AND BUG RATING:**

Zone		Lumens	% Fixture	Zone Rating/Lumen Limit		
				B	U	G
FL	(0°-30°)	2523.0	5.2			
FM	(30°-60°)	15348.9	31.7			
FH	(60°-80°)	19816.7	41.0			G5
FVH	(80°-90°)	577.7	1.2			G4/750
BL	(0°-30°)	1920.7	4.0	B3/2500		
BM	(30°-60°)	4682.3	9.7	B3/5000		
BH	(60°-80°)	2979.6	6.2	B4/5000		G4/5000
BVH	(80°-90°)	504.9	1.0			G4/750
UL	(90°-100°)	0.0	0.0		U0/0	
UH	(100°-180°)	0.0	0.0		U0/0	

**BUG Rating: B4-U0-G5**

Type IV Short





REPORT NUMBER: P191568  
 CATALOG NUMBER: GAN-AF-10-LED-U-T4W-800-ADJ

**CANDELA DISTRIBUTION (FULL):**

	0°	5°	15°	25°	35°	45°	47°	55°	65°	75°	85°
0°	5610.6	5610.6	5610.6	5610.6	5610.6	5610.6	5610.6	5610.6	5610.6	5610.6	5610.6
2.5°	5939.9	5928.1	5923.4	5914.0	5902.2	5843.4	5831.6	5789.3	5730.6	5669.4	5605.9
5°	6330.4	6328.1	6302.2	6255.1	6179.9	6050.4	6019.9	5916.3	5777.6	5643.5	5509.4
7.5°	6673.8	6652.7	6603.2	6509.1	6377.5	6201.0	6158.7	6015.2	5824.6	5641.2	5460.0
10°	6925.6	6913.8	6805.6	6676.2	6504.4	6309.3	6259.8	6099.9	5890.5	5657.6	5431.8
12.5°	7069.1	7045.6	6920.9	6765.6	6560.9	6370.4	6321.0	6158.7	5923.4	5657.6	5391.8
15°	7059.7	7043.2	6918.5	6749.1	6542.1	6375.1	6330.4	6168.1	5916.3	5634.1	5340.0
17.5°	6871.5	6878.5	6772.7	6605.6	6436.3	6309.3	6269.3	6118.7	5869.3	5587.1	5278.8
20°	6542.1	6575.0	6504.4	6356.3	6262.2	6175.1	6149.3	6022.2	5796.3	5518.8	5213.0
22.5°	6212.8	6243.4	6215.1	6090.4	6076.3	6024.6	6010.4	5918.7	5732.9	5476.5	5173.0
25°	5970.5	5998.7	5994.0	5885.8	5928.1	5925.7	5914.0	5869.3	5718.8	5476.5	5180.0
27.5°	5904.6	5914.0	5904.6	5805.8	5864.6	5911.6	5902.2	5895.2	5761.2	5544.7	5269.4
30°	6130.4	6116.3	6043.4	5843.4	5897.5	5963.4	5954.0	5958.7	5888.1	5723.5	5469.4
32.5°	7031.5	6967.9	6737.4	6175.1	6031.6	6066.9	6071.6	6149.3	6161.0	5998.7	5780.0
35°	8379.4	8308.8	8010.0	7064.4	6448.1	6325.7	6325.7	6443.4	6513.8	6394.0	6262.2
37.5°	9807.3	9729.7	9569.7	8297.1	7323.1	6775.0	6763.2	6845.6	6946.8	6975.0	7007.9
40°	11430.5	11348.1	11392.8	9680.3	8544.0	7553.7	7386.6	7327.8	7600.7	7781.9	8045.3
42.5°	13206.6	13169.0	13185.4	11221.2	9934.3	8718.1	8480.6	8177.1	8506.3	8828.7	9381.5
45°	14850.9	14883.8	14867.4	12870.2	11482.2	10139.0	9887.2	9299.1	9621.5	10174.3	11075.3
47.5°	16290.6	16154.1	16365.9	14672.1	13216.0	11729.3	11418.7	10630.6	10957.6	11639.9	13164.3
50°	18038.4	18019.7	17709.1	17076.3	15311.9	13326.5	12919.6	12006.8	12515.0	13463.0	15796.6
52.5°	19875.7	19534.6	19250.0	18946.5	17535.0	14963.8	14465.1	13378.3	14345.1	15537.8	19005.3
55°	20252.1	20099.1	20452.1	20962.5	19678.1	16664.7	16083.5	15097.9	16405.9	17909.1	22705.7
57.5°	21056.6	21054.3	21783.5	22694.0	21884.7	18469.0	17883.2	17175.1	18723.0	20626.2	26634.3
60°	21600.0	21752.9	23107.9	24874.6	24051.3	20553.2	20014.5	19572.2	21357.8	23663.1	30294.6
62.5°	21884.7	22091.7	23940.7	25759.1	27114.1	24023.1	23484.3	22846.8	24844.0	26994.1	32435.3
65°	20701.5	21108.4	23811.3	26523.7	29795.9	29647.7	29405.4	28285.6	29203.1	29626.5	31661.4
67.5°	17426.8	17843.2	20990.7	25810.9	31710.8	35072.4	35124.1	33211.6	31884.9	29852.4	26620.1
70°	12416.2	12743.1	15347.2	21640.0	30252.3	38617.5	38794.0	35481.8	31350.9	26474.3	18598.4
72.5°	5895.2	6095.2	8560.5	14084.0	24006.6	35382.9	35724.1	32583.5	26657.8	19600.5	10146.0
75°	2166.6	2227.8	2893.5	5991.6	13924.1	26093.2	26495.4	23357.3	17671.5	9757.9	3865.0
77.5°	1298.5	1338.5	1623.2	2528.8	5476.5	14914.4	15509.6	12703.1	7723.1	3632.2	1900.7
80°	908.1	936.3	1164.4	1573.8	2587.7	5683.5	6212.8	5184.7	3076.9	2298.4	1383.2
82.5°	614.0	628.1	818.7	1063.3	1719.6	2030.1	2190.1	2305.4	2074.9	1710.2	877.5
85°	402.2	416.3	555.2	701.0	1093.8	1049.1	1072.7	1357.4	1515.0	1162.1	486.9
87.5°	230.6	240.0	334.1	374.0	536.3	444.6	449.3	715.1	969.2	783.4	296.5
90°	0.0	0.0	0.0	0.0	0.0	0.0	0.0	0.0	0.0	0.0	0.0



REPORT NUMBER: P191568  
 CATALOG NUMBER: GAN-AF-10-LED-U-T4W-800-ADJ

**CANDELA DISTRIBUTION (continued):**

	90°	95°	105°	115°	125°	135°	145°	155°	165°	175°	180°
0°	5610.6	5610.6	5610.6	5610.6	5610.6	5610.6	5610.6	5610.6	5610.6	5610.6	5610.6
2.5°	5589.4	5558.8	5490.6	5448.2	5408.2	5398.8	5382.4	5380.0	5377.7	5377.7	5370.6
5°	5464.7	5412.9	5307.1	5248.2	5198.8	5194.1	5191.8	5203.5	5208.3	5213.0	5205.9
7.5°	5384.7	5314.1	5182.4	5097.8	5039.0	5024.8	5048.4	5102.5	5137.7	5151.8	5144.7
10°	5335.3	5248.2	5095.4	5003.7	4954.3	4947.2	4977.8	5041.3	5114.1	5142.4	5140.0
12.5°	5278.8	5180.0	5017.8	4921.3	4893.1	4907.2	4947.2	5006.0	5081.3	5125.9	5128.3
15°	5222.4	5107.1	4940.1	4855.4	4843.7	4862.5	4900.1	4944.8	5003.7	5048.4	5053.1
17.5°	5154.1	5034.2	4867.2	4780.1	4770.7	4780.1	4782.5	4806.0	4843.7	4886.0	4897.8
20°	5081.3	4959.0	4784.9	4697.8	4655.4	4617.8	4575.5	4580.2	4591.9	4634.3	4643.7
22.5°	5029.5	4907.2	4721.3	4601.3	4488.4	4375.6	4290.9	4279.1	4283.8	4319.1	4330.9
25°	5034.2	4904.8	4704.9	4497.8	4250.9	4069.7	3956.8	3938.0	3935.6	3961.5	3977.9
27.5°	5125.9	4996.6	4766.0	4392.0	3992.1	3724.0	3604.0	3589.8	3571.0	3578.1	3596.9
30°	5330.6	5210.6	4914.3	4283.8	3712.2	3385.1	3260.5	3246.3	3220.5	3208.7	3222.8
32.5°	5664.7	5565.9	5130.6	4180.3	3432.2	3095.8	2968.8	2938.2	2921.8	2907.6	2919.4
35°	6219.8	6177.5	5420.0	4067.4	3185.2	2872.3	2757.1	2710.0	2686.5	2712.4	2731.2
37.5°	7090.3	7113.8	5798.7	3890.9	2994.7	2724.1	2627.7	2573.5	2538.2	2559.4	2580.6
40°	8322.9	8339.4	6217.5	3641.6	2830.0	2637.1	2533.5	2484.1	2434.7	2397.1	2394.7
42.5°	9941.3	9774.4	6629.1	3371.0	2639.4	2583.0	2467.7	2406.5	2331.3	2227.8	2206.6
45°	11861.0	11275.2	6942.1	3060.6	2425.3	2517.1	2394.7	2310.1	2192.5	2079.6	2067.8
47.5°	14072.2	12886.6	7095.0	2738.2	2225.4	2420.6	2305.4	2171.3	2023.1	1966.6	1959.6
50°	16772.8	14799.1	7167.8	2425.3	2051.3	2293.7	2176.0	2018.4	1893.7	1881.9	1874.9
52.5°	19847.5	17099.9	7191.3	2169.0	1907.8	2129.0	2070.1	1917.2	1818.4	1827.8	1827.8
55°	23065.6	19475.8	6871.5	1983.1	1776.0	1959.6	1999.6	1877.2	1794.9	1832.5	1846.6
57.5°	26020.3	21581.2	5864.6	1839.6	1651.5	1830.2	1973.7	1914.9	1858.4	2011.3	2020.7
60°	28288.0	22825.6	4380.3	1710.2	1559.7	1785.5	2041.9	2058.4	2072.5	2437.1	2486.5
62.5°	28763.2	22411.6	3011.2	1609.1	1517.3	1823.1	2166.6	2169.0	2152.5	2406.5	2437.1
65°	26582.5	19793.4	2190.1	1552.6	1482.1	1891.3	2272.5	2223.1	2114.8	2307.8	2251.3
67.5°	21110.7	14912.1	1823.1	1510.3	1430.3	1886.6	2385.3	2272.5	2093.7	2260.7	2169.0
70°	13702.9	9016.9	1623.2	1475.0	1369.1	1797.2	2451.2	2267.8	2032.5	2103.1	1994.9
72.5°	6685.6	4032.1	1489.1	1423.2	1305.6	1672.6	2448.8	2225.4	1969.0	1964.3	1905.5
75°	2615.9	1846.6	1366.8	1345.6	1197.4	1531.5	2383.0	2164.3	1893.7	1818.4	1797.2
77.5°	1531.5	1317.4	1211.5	1230.3	1068.0	1390.3	2286.6	2058.4	1790.2	1700.9	1677.3
80°	1115.0	985.7	1032.7	1063.3	912.8	1249.1	2157.2	1929.0	1675.0	1719.6	1686.7
82.5°	715.1	635.2	837.5	868.1	759.8	1105.6	2016.0	1792.5	1512.6	1373.8	1340.9
85°	364.6	402.2	623.4	661.0	585.7	908.1	1844.3	1611.5	1329.1	1143.2	1162.1
87.5°	204.7	275.3	397.5	444.6	414.0	698.7	1496.2	1329.1	1084.4	882.2	776.3
90°	0.0	0.0	0.0	0.0	0.0	0.0	0.0	0.0	0.0	0.0	0.0

(END OF REPORT)